

UNITED STATES
SECURITIES AND EXCHANGE COMMISSION
WASHINGTON, D.C. 20549

FORM 8-K

Current Report
Pursuant to Section 13 or 15(d) of The Securities Exchange Act of 1934

Date of Report (Date of Earliest Event Reported): May 18, 2022



FIRSTCASH HOLDINGS, INC.

(Exact name of registrant as specified in its charter)

001-10960

(Commission File Number)

87-3920732

(IRS Employer Identification No.)

Delaware

(State or other jurisdiction of incorporation)

1600 West 7th Street, Fort Worth, Texas 76102

(Address of principal executive offices, including zip code)

(817) 335-1100

(Registrant's telephone number, including area code)

Not Applicable

(Former name or former address, if changed since last report)

Check the appropriate box below if the Form 8-K filing is intended to simultaneously satisfy the filing obligation of the registrant under any of the following provisions:

- Written communications pursuant to Rule 425 under the Securities Act (17 CFR 230.425)
- Soliciting material pursuant to Rule 14a-12 under the Exchange Act (17 CFR 240.14a-12)
- Pre-commencement communications pursuant to Rule 14d-2(b) under the Exchange Act (17 CFR 240.14d-2(b))
- Pre-commencement communications pursuant to Rule 13e-4(c) under the Exchange Act (17 CFR 240.13e-4(c))

Securities registered pursuant to Section 12(b) of the Act:

Title of each class
Common Stock, par value \$.01 per share

Trading Symbol(s)
FCFS

Name of each exchange on which registered
The Nasdaq Stock Market

Indicate by check mark whether the registrant is an emerging growth company as defined in Rule 405 of the Securities Act of 1933 (§230.405 of this chapter) or Rule 12b-2 of the Securities Exchange Act of 1934 (§240.12b-2 of this chapter).

Emerging growth company

If an emerging growth company, indicate by check mark if the registrant has elected not to use the extended transition period for complying with any new or revised financial accounting standards provided pursuant to Section 13(a) of the Exchange Act.

Item 7.01 Regulation FD Disclosure.

FirstCash Holdings, Inc. (the "Company") has made available on its corporate website (investors.firstcash.com) its most recent investor presentation. This presentation is included as Exhibit 99.1.

The information provided in this Item 7.01, including Exhibit 99.1 attached hereto, shall not be deemed "filed" for purposes of Section 18 of the Securities Exchange Act of 1934, as amended, or otherwise subject to the liabilities of that section, nor shall such information be deemed incorporated by reference in any filing under the Securities Act of 1933, as amended, except as shall be expressly set forth by the specific reference in such filing.

Item 9.01 Financial Statements and Exhibits.

(d) Exhibits:

99.1	FirstCash Holdings, Inc. Investor Presentation
104	Cover Page Interactive Data File (embedded within the Inline XBRL document contained in Exhibit 101)

SIGNATURES

Pursuant to the requirements of the Securities Exchange Act of 1934, the registrant has duly caused this report to be signed on its behalf by the undersigned hereunto duly authorized.

Dated: May 18, 2022

FIRSTCASH HOLDINGS, INC.

(Registrant)

/s/ R. DOUGLAS ORR

R. Douglas Orr

Executive Vice President and Chief Financial Officer

(As Principal Financial and Accounting Officer)



INVESTOR PRESENTATION

— MAY 2022

FORT WORTH, TEXAS
USA



Cautionary Statement Regarding Forward-Looking Statements

THIS QUARTERLY PRESENTATION CONTAINS FORWARD-LOOKING STATEMENTS ABOUT THE BUSINESS, FINANCIAL CONDITION AND PROSPECTS OF FIRSTCASH HOLDINGS, INC., AND ITS WHOLLY OWNED SUBSIDIARIES (TOGETHER, THE "COMPANY"). FORWARD-LOOKING STATEMENTS, AS THAT TERM IS DEFINED IN THE PRIVATE SECURITIES LITIGATION REFORM ACT OF 1995, CAN BE IDENTIFIED BY THE USE OF FORWARD-LOOKING TERMINOLOGY SUCH AS "BELIEVES," "PROJECTS," "EXPECTS," "MAY," "ESTIMATES," "SHOULD," "PLANS," "TARGETS," "INTENDS," "COULD," "WOULD," "ANTICIPATES," "POTENTIAL," "CONFIDENT," "OPTIMISTIC" OR THE NEGATIVE THEREOF, OR OTHER VARIATIONS THEREON, OR COMPARABLE TERMINOLOGY, OR BY DISCUSSIONS OF STRATEGY, OBJECTIVES, ESTIMATES, GUIDANCE, EXPECTATIONS AND FUTURE PLANS. FORWARD-LOOKING STATEMENTS CAN ALSO BE IDENTIFIED BY THE FACT THESE STATEMENTS DO NOT RELATE STRICTLY TO HISTORICAL OR CURRENT MATTERS. RATHER, FORWARD-LOOKING STATEMENTS RELATE TO ANTICIPATED OR EXPECTED EVENTS, ACTIVITIES, TRENDS OR RESULTS. BECAUSE FORWARD-LOOKING STATEMENTS RELATE TO MATTERS THAT HAVE NOT YET OCCURRED, THESE STATEMENTS ARE INHERENTLY SUBJECT TO RISKS AND UNCERTAINTIES.

WHILE THE COMPANY BELIEVES THE EXPECTATIONS REFLECTED IN FORWARD-LOOKING STATEMENTS ARE REASONABLE, THERE CAN BE NO ASSURANCES SUCH EXPECTATIONS WILL PROVE TO BE ACCURATE. SECURITY HOLDERS ARE CAUTIONED THAT SUCH FORWARD-LOOKING STATEMENTS INVOLVE RISKS AND UNCERTAINTIES. CERTAIN FACTORS MAY CAUSE RESULTS TO DIFFER MATERIALLY FROM THOSE ANTICIPATED BY THE FORWARD-LOOKING STATEMENTS MADE IN THIS PRESENTATION. SUCH FACTORS MAY INCLUDE, WITHOUT LIMITATION, RISKS ASSOCIATED WITH THE PUTATIVE SHAREHOLDER SECURITIES CLASS ACTION LAWSUIT FILED AGAINST THE COMPANY, THE CONSUMER FINANCIAL PROTECTION BUREAU (THE "CFPB") LAWSUIT FILED AGAINST THE COMPANY, THE CALIFORNIA PRIVATE LAWSUITS FILED AGAINST THE COMPANY IN WHICH THE PLAINTIFFS ARE SEEKING CLASS CERTIFICATION, AND SUBPOENAS SEEKING INFORMATION FROM THE COMPANY RECEIVED FROM STATE REGULATORS FROM TIME TO TIME, INCLUDING THE INCURRENCE OF MEANINGFUL EXPENSES, REPUTATIONAL DAMAGE, MONETARY DAMAGES AND OTHER PENALTIES; RISKS RELATING TO THE AMERICAN FIRST FINANCE ("AFF") TRANSACTION, INCLUDING

THE FAILURE OF THE TRANSACTION TO DELIVER THE ESTIMATED VALUE AND BENEFITS EXPECTED BY THE COMPANY; THE INCURRENCE OF UNEXPECTED FUTURE COSTS, LIABILITIES OR OBLIGATIONS AS A RESULT OF THE TRANSACTION, THE EFFECT OF THE TRANSACTION ON THE ABILITY OF THE COMPANY TO RETAIN AND HIRE PERSONNEL AND MAINTAIN RELATIONSHIPS WITH RETAIL PARTNERS, CONSUMERS AND OTHERS WITH WHOM THE COMPANY AND AFF DO BUSINESS; THE ABILITY OF THE COMPANY TO SUCCESSFULLY INTEGRATE AFF'S OPERATIONS; THE ABILITY OF THE COMPANY TO SUCCESSFULLY IMPLEMENT ITS PLANS, FORECASTS AND OTHER EXPECTATIONS WITH RESPECT TO AFF'S BUSINESS; RISKS RELATED TO THE COVID-19 PANDEMIC, INCLUDING RISKS AND UNCERTAINTIES RELATED TO THE CURRENT UNKNOWN DURATION AND SEVERITY OF THE COVID-19 PANDEMIC, THE GOVERNMENTAL RESPONSES THAT HAVE BEEN, AND MAY IN THE FUTURE BE, IMPOSED IN RESPONSE TO THE PANDEMIC; POTENTIAL CHANGES IN CONSUMER BEHAVIOR AND SHOPPING PATTERNS WHICH COULD IMPACT DEMAND FOR THE COMPANY'S PAWN LOAN, RETAIL, LEASE-TO-OWN AND RETAIL FINANCE PRODUCTS; LABOR SHORTAGES AND INCREASED LABOR COSTS; INFLATION; A DETERIORATION IN THE ECONOMIC CONDITIONS IN THE UNITED STATES AND LATIN AMERICA WHICH POTENTIALLY COULD HAVE AN IMPACT ON DISCRETIONARY CONSUMER SPENDING; CURRENCY FLUCTUATIONS, PRIMARILY INVOLVING THE MEXICAN PESO; AND THOSE OTHER RISKS DISCUSSED AND DESCRIBED IN THE COMPANY'S MOST RECENT ANNUAL REPORT ON FORM 10-K FILED WITH THE SECURITIES AND EXCHANGE COMMISSION (THE "SEC"), INCLUDING THE RISKS DESCRIBED IN PART 1, ITEM 1A, "RISK FACTORS" THEREOF, AND OTHER REPORTS FILED WITH THE SEC. MANY OF THESE RISKS AND UNCERTAINTIES ARE BEYOND THE ABILITY OF THE COMPANY TO CONTROL, NOR CAN THE COMPANY PREDICT, IN MANY CASES, ALL OF THE RISKS AND UNCERTAINTIES THAT COULD CAUSE ITS ACTUAL RESULTS TO DIFFER MATERIALLY FROM THOSE INDICATED BY THE FORWARD-LOOKING STATEMENTS. THE FORWARD-LOOKING STATEMENTS CONTAINED IN THIS PRESENTATION SPEAK ONLY AS OF THE DATE OF THIS PRESENTATION, AND THE COMPANY EXPRESSLY DISCLAIMS ANY OBLIGATION OR UNDERTAKING TO REPORT ANY UPDATES OR REVISIONS TO ANY SUCH STATEMENT TO REFLECT ANY CHANGE IN THE COMPANY'S EXPECTATIONS OR ANY CHANGE IN EVENTS, CONDITIONS OR CIRCUMSTANCES ON WHICH ANY SUCH STATEMENT IS BASED, EXCEPT AS REQUIRED BY LAW.



FirstCash®

WE ARE THE LEADING OPERATOR OF PAWN STORES IN THE U.S. AND LATIN AMERICA, AND WITH THE ACQUISITION OF AMERICAN FIRST FINANCE, ARE A LEADING PROVIDER OF RETAIL POINT-OF-SALE ("POS") PAYMENT SOLUTIONS FOCUSED ON SERVING CREDIT-CONSTRAINED CONSUMERS



RENO, NEVADA USA

Pawn Operations

- U.S. PAWN SEGMENT
 - ✓ OPERATIONS IN 25 STATES AND THE DISTRICT OF COLUMBIA
- LATIN AMERICA PAWN SEGMENT
 - ✓ OPERATIONS IN MEXICO, GUATEMALA, COLOMBIA AND EL SALVADOR
- PAWN OPERATIONS REPRESENT APPROXIMATELY 80% OF SEGMENT EARNINGS

Segment Income



ADJUSTED SEGMENT INCOME: 2022 FORECAST

Retail POS Payment Solutions

- RETAIL POS PAYMENT SOLUTIONS SEGMENT
 - ✓ AVAILABLE IN ALL 50 STATES IN THE U.S., THE DISTRICT OF COLUMBIA AND PUERTO RICO
 - ✓ FOCUS ON LEASE-TO-OWN ("LTO") PRODUCTS AND OTHER RETAIL FINANCING PAYMENT OPTIONS



FirstCash's Journey

— FIRSTCASH HOLDINGS, INC.



1988 – 2016
FOUNDED IN 1988 AND DEBUTED ON NASDAQ IN 1992

- ✓ BEGAN IN FORT WORTH TEXAS
- ✓ EXPANDED SCALE AND GEOGRAPHIC FOOTPRINT TO BETTER SERVE CUSTOMERS
- ✓ FIRST LARGE U.S. PAWN COMPANY TO ENTER NEW HIGH-GROWTH LATAM MARKETS



2016 – 2021
MERGER OF FIRST CASH AND CASH AMERICA TO CREATE THE LARGEST OPERATOR OF RETAIL PAWN STORES IN THE U.S. AND LATAM

- ✓ MERGER ADDED OVER 800 U.S. LOCATIONS
- ✓ SINCE MERGER, ADDED OVER 1,000 ADDITIONAL STORES ACROSS FOUR COUNTRIES, INCLUDING FIRST STORES IN COLOMBIA



TODAY
LEADING INTERNATIONAL PAWN STORE OPERATOR WITH STRONG TRACK RECORD OF GROWTH PERFORMANCE

- ✓ OPERATES OVER 2,800 BRICK AND MORTAR RETAIL STORES ACROSS THE U.S. AND LATAM
- ✓ SUCCESSFULLY EXECUTED MORE THAN 70 ACQUISITIONS OF OVER 1,900 PAWN STORES OVER THE LAST 10 YEARS



LOOKING AHEAD
ACQUIRED AMERICAN FIRST FINANCE TO ENTER LARGE AND GROWING POS PAYMENTS MARKET

- ✓ DIVERSIFIES EXPERTISE BEYOND PAWN RETAIL WITH POS PAYMENT PRODUCTS
- ✓ APPROXIMATELY 6,900 ACTIVE MERCHANT PARTNER STORES AND E-COMMERCE PLATFORMS
- ✓ CONTINUED GROWTH OF CORE PAWN BUSINESS WITH EXPANDED OFFERINGS



PAWN OPERATIONS



What Are Pawn Stores?

- ✓ PAWN STORES ARE NEIGHBORHOOD-BASED RETAIL LOCATIONS THAT BUY AND SELL PRE-OWNED CONSUMER PRODUCTS SUCH AS JEWELRY, ELECTRONICS, TOOLS, APPLIANCES, SPORTING GOODS AND MUSICAL INSTRUMENTS
- ✓ PAWN STORES ALSO PROVIDE A QUICK AND CONVENIENT SOURCE OF SMALL SECURED CONSUMER LOANS TO UNBANKED, UNDER-BANKED AND CREDIT-CONSTRAINED CUSTOMERS
- ✓ PAWN LOANS ARE SAFE AND AFFORDABLE NON-RECOURSE LOANS FOR WHICH THE CUSTOMER HAS NO LEGAL OBLIGATION TO REPAY
- ✓ PAWNSHOP CUSTOMERS ARE TYPICALLY VALUE-CONSCIOUS CONSUMERS WHO ARE NOT EFFECTIVELY OR EFFICIENTLY SERVED BY TRADITIONAL LENDERS SUCH AS BANKS, CREDIT UNIONS, CREDIT CARD PROVIDERS OR OTHER SMALL LOAN PROVIDERS



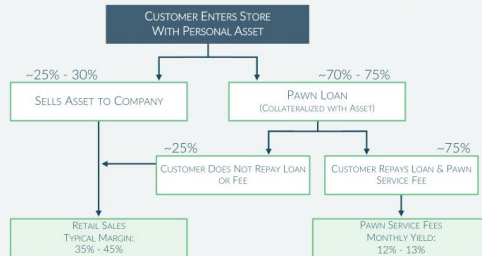


Pawn Overview

Pawn Loans

- NON-RECOURSE LOANS FULLY COLLATERALIZED WITH PERSONAL PROPERTY
- COLLATERAL HELD IN SECURE BACKROOM OF STORE
- RAPID LIQUIDATION OF FORFEITED COLLATERAL THROUGH PAWNSHOP RETAIL OPERATIONS

Typical Pawn Transaction Cycle Total transaction time less than 15 minutes



Pawn Loans are Small and Affordable with a Short Duration

- TYPICALLY 30-TO-60-DAY TERM
- AVERAGE LOAN SIZE:





Pawn Business Has Historically Performed Well Across Most Economic Cycles



PAWN RECEIVABLES ARE FULLY COLLATERALIZED AND NOT SUBJECT TO CONSUMER CREDIT RISK



CREDIT TIGHTENING BY UNSECURED LENDERS DRIVES INCREASED DEMAND FOR PAWN

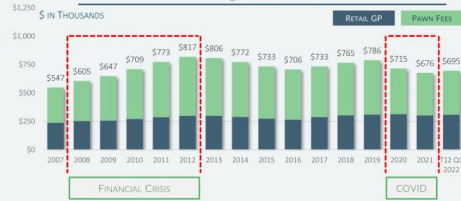


DURING THE FINANCIAL CRISIS, LEGACY FIRST CASH STORES IN THE U.S. SAW A 50% INCREASE IN PAWN RECEIVABLES FROM 2007 TO 2012. LATAM STORES SAW GROWTH OF 31% OVER THE SAME PERIOD



INFLATIONARY PRESSURES SUCH AS HIGHER GASOLINE AND FOOD PRICES HAVE HISTORICALLY DRIVEN INCREASED PAWN DEMAND AS WELL

U.S. Legacy¹ Core Gross Profit
— Avg Annual Per Store



LatAm Legacy¹ Core Gross Profit
— Avg Annual Per Store

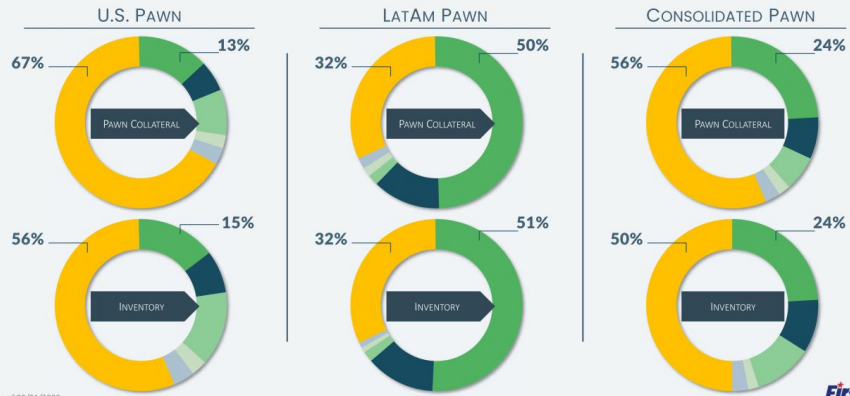


¹ Core pawn GP from legacy U.S. and LatAm First Cash stores in operation since 2007



Pawn Collateral and Inventory Composition

JEWELRY ELECTRONICS TOOLS SPORTING GOODS MUSICAL INSTRUMENTS OTHER

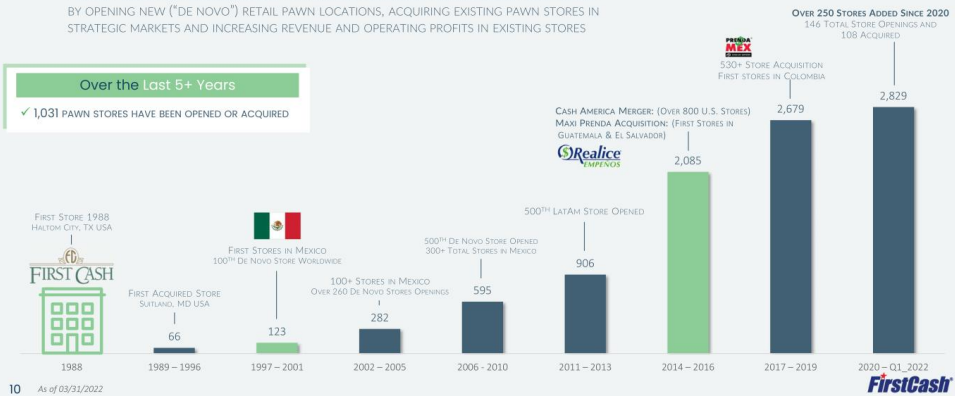




FirstCash Pawn Segment History

PRIMARY LONG-TERM BUSINESS PLAN IS TO CONTINUE GROWING PAWN REVENUES AND INCOME BY OPENING NEW ("DE NOVO") RETAIL PAWN LOCATIONS, ACQUIRING EXISTING PAWN STORES IN STRATEGIC MARKETS AND INCREASING REVENUE AND OPERATING PROFITS IN EXISTING STORES

Over the Last 5+ Years
 ✓ 1,031 PAWN STORES HAVE BEEN OPENED OR ACQUIRED





ESG: Sustainability is Core to FirstCash


— REPLACING TAKE → MAKE → DISPOSE WITH BUY → USE → RETURN

PAWNSHOPS PIONEERED CIRCULAR ECONOMY

NEIGHBORHOOD-BASED STORES CONTRIBUTE TO THE MODERN "CIRCULAR ECONOMY"

EXTENDING LIFE CYCLE OF CONSUMER PRODUCTS

INVENTORY IS PRE-OWNED MERCHANDISE WHICH IS SOURCED AND THEN RECYCLED WITHIN EACH STORE'S GEOGRAPHIC NEIGHBORHOOD



SAVING WATER AND CARBON EMISSIONS WITH NO PACKAGING OR HAZARDOUS WASTE

LOCAL SOURCING OF PRE-OWNED GOODS ELIMINATES CARBON FOOTPRINT OF MANUFACTURING FACILITIES, DISTRIBUTION CENTERS AND TRANSPORTATION SERVICES

SAFE ENVIRONMENT

BUY AND RESELL POPULAR CONSUMER PRODUCTS IN A SAFE AND SECURE ENVIRONMENT FOR EMPLOYEES AND CUSTOMERS



ESG: Commitment to Social Responsibility



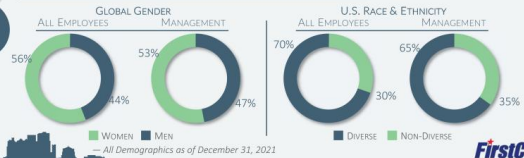
EMPLOYEE EMPOWERMENT

- EMPLOYEE-TRAINING PROGRAMS THAT PROMOTE CUSTOMER SERVICE AND PROFESSIONALISM
- SPECIALIZED SKILL TRAINING PROGRAMS IN LENDING PRACTICES, MERCHANDISE VALUATION AND REGULATORY COMPLIANCE
- PROFIT SHARING PROGRAMS WHICH PAY ON AVERAGE 4-5% OF GROSS PROFIT DIRECTLY TO EMPLOYEES

CUSTOMER AND EMPLOYEE PROTECTIONS

- STRICT COVID-19 SAFETY PROTOCOLS
- ROBUST CONSUMER AND CORPORATE COMPLIANCE PROGRAMS
- PRIVACY AND DATA PROTECTION POLICIES

DIVERSE WORKPLACE





Domestic Pawn Segment

— OVER 1,000 U.S. LOCATIONS IN 25 STATES
— AND THE DISTRICT OF COLUMBIA

- OPERATIONS FOCUSED IN STATES WITH:
 - GROWING POPULATIONS
 - FAVORABLE DEMOGRAPHICS
 - STABLE REGULATIONS
- SIGNIFICANT UNDERBANKED DEMOGRAPHICS
- CONTINUED OPPORTUNITIES FOR ACQUISITIONS IN EXISTING MARKETS
 - HIGHLY FRAGMENTED INDUSTRY
 - PRIMARILY ROLLUPS OF SMALL INDEPENDENT OPERATORS (1 TO 30 STORES)



SEATTLE, WASHINGTON
USA

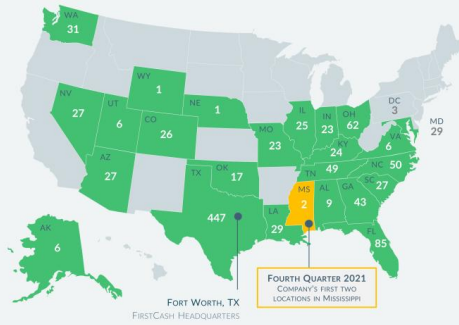
FirstCash



U.S. Pawn Segment — Over 1,000 Locations

1,078 RETAIL PAWN STORE LOCATIONS

— ACROSS 25 U.S. STATES AND THE DISTRICT OF COLUMBIA



14 As of 09/31/2022

CONTINUED ATTRACTIVE ACQUISITION OPPORTUNITIES

— 46 PAWN STORES ACQUIRED IN 2021

— 28 STORES IN TX, 12 IN FL, 3 IN LA, 2 IN MS AND 1 IN AL

U.S. ACQUIRED STORES BY YEAR

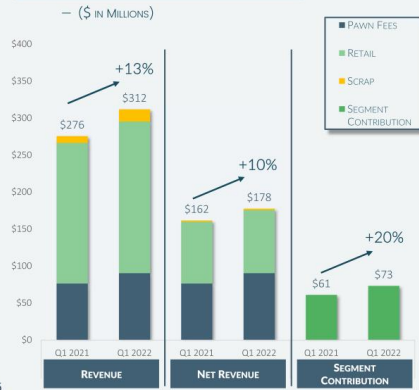


FirstCash



Q1 2022 U.S. Pawn Segment Highlights

Q1 2022 U.S. PAWN SEGMENT RESULTS



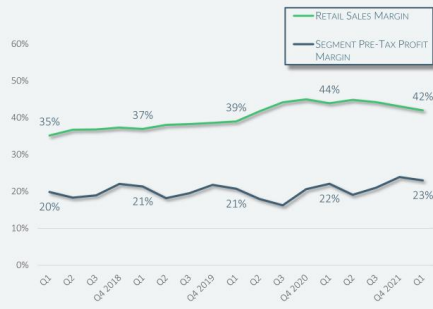
U.S. TOTAL PAWN RECEIVABLES





Q1 2022 U.S. Pawn Segment Highlights

Retail Sales Margin and Segment Profit Margin



Return on Earning Assets





Latin America Pawn Segment

— Mexico, Guatemala, Colombia and El Salvador

— OVER 1,750 LATIN AMERICA LOCATIONS IN
— FOUR COUNTRIES

- LATIN AMERICA CONTINUES TO BE THE SIGNIFICANT STORE GROWTH VEHICLE
- SUBSTANTIAL INFRASTRUCTURE AND CASH FLOWS TO ACCOMPLISH NEW ACQUISITIONS AND DE NOVO EXPANSION
- RUNWAY FOR CONTINUED STORE OPENINGS AND STRATEGIC ACQUISITIONS



MONTERREY, AGUASCALIENTES
MEXICO

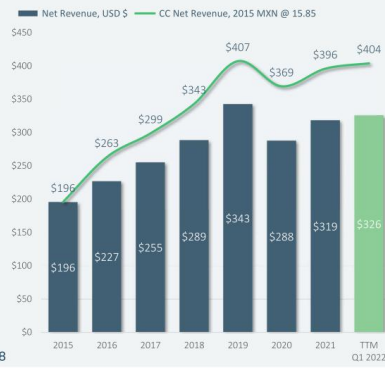
FirstCash



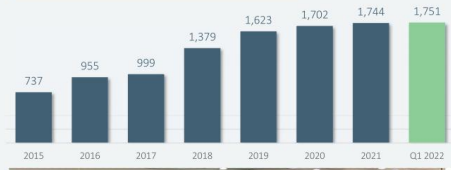
FirstCash LatAm Growth — Net Revenue and Store Count

NET REVENUE GROWTH

— (\$ IN MILLIONS)



STORE COUNT GROWTH



FirstCash



Q1 2022 LatAm Pawn Segment Highlights

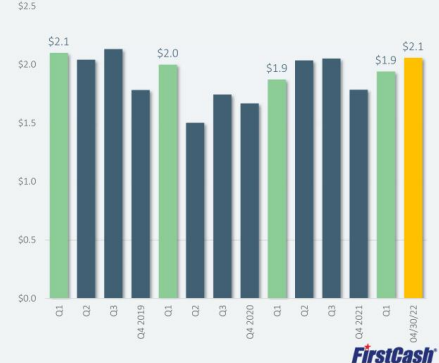
Q1 2022 LATAM PAWN SEGMENT RESULTS

— (USD \$ IN MILLIONS)



MEXICO TOTAL PAWN RECEIVABLES

— (PESO \$ IN BILLIONS)





Q1 2022 LatAm Pawn Segment Highlights

Retail Sales Margin and Segment Profit Margin



Return on Earning Assets





 | American First Finance
**RETAIL POS PAYMENT
SOLUTIONS OPERATIONS**

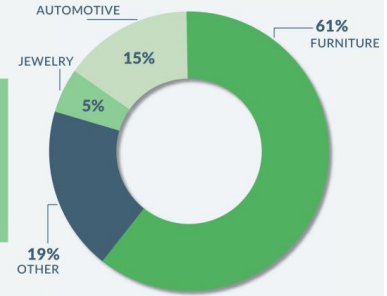


Retail POS Payment Solution Overview

PAYMENT SOLUTIONS FOR ALL 50 STATES



ORIGINATIONS¹ BY PRODUCT CATEGORY



¹ 2021 proforma originations





Retail POS Payment Solutions

RETAIL POS PAYMENT SOLUTIONS BUSINESS LINE PROVIDED BY AFF FOCUSES ON LTO PRODUCTS AND FACILITATING OTHER RETAIL FINANCING PAYMENT OPTIONS ACROSS A LARGE NETWORK OF TRADITIONAL AND E-COMMERCE MERCHANT PARTNERS

- ✓ NATIONWIDE NETWORK OF APPROXIMATELY 6,900 ACTIVE RETAIL MERCHANT PARTNER LOCATIONS
- ✓ IN ALL 50 STATES IN THE U.S., THE DISTRICT OF COLUMBIA AND PUERTO RICO
- ✓ RETAIL PARTNERS PROVIDE CONSUMER GOODS AND SERVICES TO THEIR CUSTOMERS AND USE AFF'S LTO AND RETAIL FINANCE SOLUTIONS TO FACILITATE PAYMENT SOLUTIONS
- ✓ AFF IS ONE OF THE LARGEST OMNI-CHANNEL PROVIDERS OF "NO CREDIT REQUIRED" PAYMENT OPTIONS





Expanded Product Offerings Enhance FirstCash's Core Pawn Business



ADDING LTO PAYMENT OPTION TO EXISTING PAWN RETAIL PAYMENT OPTIONS



POTENTIAL FOR AFF CUSTOMERS TO RETURN LEASED MERCHANDISE AT FIRSTCASH PAWN LOCATIONS

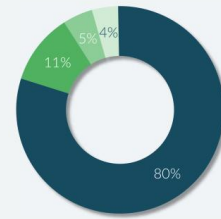


LONGER TERM, FIRSTCASH EXPECTS TO EXPLORE OPPORTUNITIES FOR POTENTIAL LTO AND RETAIL FINANCE PRODUCTS IN LATAM



SIGNIFICANTLY DIVERSIFYING FIRSTCASH'S BUSINESS AND PROVIDING A NEW SOURCE OF REVENUE GROWTH

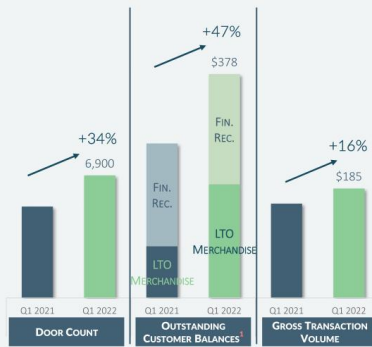
CONSOLIDATED NET REVENUE (ADJUSTED)
2022 COMPANY FORECAST





Q1 2022 AFF POS Payment Solutions Segment Highlights

Q1 2022 POS Payment Solutions Segment Results — \$ IN MILLIONS



REVENUES

- SEGMENT REVENUES FROM LTO FEES AND CONSUMER FINANCE RECEIVABLES FOR THE FIRST QUARTER OF 2022 TOTALED \$192 MILLION ON A GAAP BASIS, OR \$209 MILLION ON AN ADJUSTED BASIS, WHICH EXCLUDES THE IMPACTS OF PURCHASE ACCOUNTING

PRE-TAX OPERATING INCOME

- SEGMENT PRE-TAX OPERATING INCOME FOR THE FIRST QUARTER OF 2022 TOTALED \$5 MILLION ON A GAAP BASIS, OR \$25 MILLION ON AN ADJUSTED BASIS, EXCLUDING CERTAIN NON-CASH PURCHASE ACCOUNTING IMPACTS

CONTINUED GROWTH

- AFF CONTINUED TO GROW MARKET SHARE IN THE RETAIL POS PAYMENT SOLUTIONS SPACE WITH A 34% INCREASE IN DOOR COUNT AND 16% GROWTH IN GROSS TRANSACTION VOLUMES COMPARED TO THE SAME POINT LAST YEAR

25 ¹ Excludes impact of purchase accounting. See reconciliation of non-GAAP financial measures elsewhere in this presentation



EVERETT, WASHINGTON
USA

FINANCIAL HIGHLIGHTS



Consolidated Operating Results

— \$ in Millions, Except per Share Amounts





Consolidated Operating Results

— \$ in Millions



¹ Non-GAAP financial measure. See reconciliation of non-GAAP financial measures elsewhere in this presentation



Consolidated Operating Results

— \$ in Millions



29 ¹ Non-GAAP financial measure. See reconciliation of non-GAAP financial measures elsewhere in this presentation



Cash Dividends & Share Repurchases

CASH DIVIDEND HISTORY



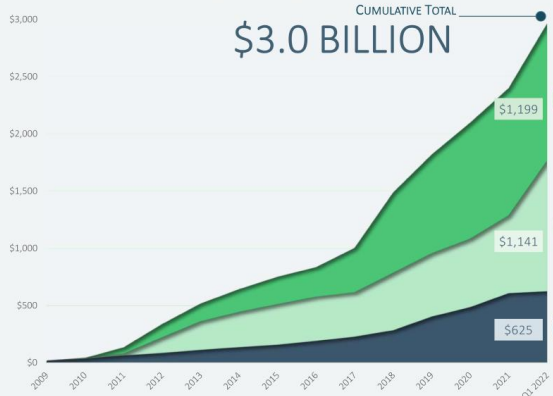
ACTIVE SHARE REPURCHASE PROGRAM





Growth Investments & Shareholder Payouts

THE LAST 10+ YEARS (SINCE 2009) — \$ IN MILLIONS



STOCK REPURCHASES & DIVIDENDS

- 14,638,132 SPLIT-ADJUSTED SHARES REPURCHASED
- \$248 MILLION IN CUMULATIVE DIVIDENDS PAID



ACQUISITIONS

- 283 PAWN STORES ACQUIRED IN U.S.
- 869 PAWN STORES ACQUIRED IN LATIN AMERICA
- \$462M CASH PORTION OF AFF ACQUISITION



CAPITAL EXPENDITURES

- 787 DE NOVO STORE OPENINGS
- 254 PROPERTIES PURCHASED (SINCE 2009)
- 260 PROPERTIES CURRENTLY OWNED

31 As of 09/31/2022



INVESTMENT RECAP



PAWN FOCUSED BUSINESS MODEL

- SMALL SECURED PAWN LOANS TO UNBANKED AND UNDERBANKED CONSUMERS WITH LIMITED OR NO ACCESS TO TRADITIONAL CREDIT PRODUCTS
- DIVERSIFIED LENDING AND RETAIL MODEL IS A SIGNIFICANT COMPETITIVE ADVANTAGE WITH STRONG MARGINS AND CASH FLOWS
- RESILIENT PAWN FOCUSED BUSINESS MODEL, WITH LIMITED CREDIT RISK



PROVEN MULTI-COUNTRY GROWTH STRATEGY

- MATURE U.S. BUSINESS GENERATES SIGNIFICANT CASH FLOW WITH CONTINUED GROWTH THROUGH ROLL-UP ACQUISITIONS
- RUNWAY FOR GROWTH IN LATIN AMERICA WHERE CUSTOMER DEMOGRAPHICS ARE FAVORABLE AND LARGE FORMAT COMPETITION IS LIMITED
- ADDITIONAL GROWTH EXPECTED FROM RETAIL POS PAYMENT SOLUTION REVENUES



STRONG BALANCE SHEET FUNDS GROWTH, ACQUISITIONS, SHARE BUYBACKS AND DIVIDENDS

With over 12 million individual pre-owned items sold annually, we believe we are one of the largest resellers of recycled consumer products in the Americas...





APPENDIX SECTION

TECAMACHALCO, PUEBLA
MEXICO



Reconciliations of Non-GAAP Financial Measures to GAAP Financial Measures

— FIRSTCASH HOLDINGS, INC.

	Y/E	Y/E	Y/E	T12M
	2019	2020	2021	Q1 2022
Net Income	\$164,618	\$106,579	\$124,909	\$119,199
Income Taxes	59,993	37,120	41,593	38,041
Depreciation and Amortization	41,904	42,105	45,906	60,836
Interest Expense	34,035	29,344	32,386	41,377
Interest Income	(1,055)	(1,540)	(696)	(1,214)
EBITDA	\$299,495	\$213,608	\$244,098	\$258,239
ADJUSTMENTS:				
Merger and Acquisition Expenses	1,766	1,316	15,449	15,948
Non-Cash Foreign Currency (Gain) Loss Related to Lease liability	(933)	1,249	644	(650)
AFF Purchase Accounting Adjustments, Net ¹	—	—	28,491	51,593
Impairments and Dispositions of Certain Other Assets	3,454	9,064	949	248
Loss on Extinguishment of Debt	—	11,737	—	0
ADJUSTED EBITDA	\$303,782	\$236,974	\$289,631	\$325,378

¹ Excludes \$2.1 million and \$16.2 million of amortization expense related to identifiable intangible assets as a result of the AFF Acquisition for the twelve months ended December 31, 2021 and March 31, 2022, which is already included in the add back of depreciation and amortization to calculate EBITDA.

34

	Y/E	Y/E	Y/E	T12M
	2019	2020	2021	Q1 2022
Total Revenue, as Reported	\$1,864,439	\$1,631,284	\$1,698,965	\$1,950,865
ADJUSTMENTS:				
AFF Purchase Accounting Adjustments	0	0	2,112	18,285
ADJUSTED TOTAL REVENUE	\$1,864,439	\$1,631,284	\$1,701,077	\$1,969,150
CASH FLOW				
	Y/E	Y/E	Y/E	T12M
	2019	2020	2021	Q1 2022
Cash Flow From Operating Activities	\$231,596	\$222,264	\$223,304	\$274,275
Cash Flow From Investing Activities:				
Pawn Loans, Net ²	21,650	105,418	(73,340)	(98,351)
Finance Receivables, Net	12,756	1,590	(5,844)	(5,783)
Purchase of Furniture, Fixtures, Equipment and Improvements	(44,311)	(37,543)	(42,022)	(39,559)
FREE CASH FLOW	\$221,691	\$291,729	\$102,098	\$130,582
Merger and Acquisition Expenses Paid, Net of Tax Benefit	1,276	991	11,872	12,267
ADJUSTED FREE CASH FLOW	\$222,967	\$292,720	\$113,970	\$142,849

² Includes the funding of new loans net of cash repayments and recovery of principal through the sale of inventories acquired from forfeiture of pawn collateral.

FirstCash



Reconciliations of Non-GAAP Financial Measures to GAAP Financial Measures (cont.)

	YEAR ENDED DECEMBER 31,						T12M		AS OF MARCH 31, 2022		
	2019		2020		2021		Q1 2022		AS REPORTED (GAAP)	ADJUSTMENTS	ADJUSTED (NON-GAAP)
	DOLLARS	PER SHARE	DOLLARS	PER SHARE	DOLLARS	PER SHARE	DOLLARS	PER SHARE			
Net Income and Diluted Earnings per Share, as Reported	\$164,618	\$3.81	\$106,579	\$2.56	\$124,909	\$3.04	\$119,199	\$2.80	\$159,511	\$32,327	\$191,838
ADJUSTMENTS, NET OF TAX:											
Merger and Acquisition Expenses	1,276	0.03	991	0.02	11,872	0.29	12,267	0.30			
Non-Cash Foreign Currency (Gain) Loss Related to Lease liability	(653)	(0.01)	874	0.02	451	0.01	(454)	(0.01)			
AFI Purchase Accounting Adjustments, Net	—	—	—	—	23,517 ¹	0.58	52,220 ²	1.18			
Impairments and Dispositions of Certain Other Assets	2,659	0.06	6,979	0.17	730	0.02	190	—			
Loss on Extinguishment of Debt	—	—	9,037	0.22	—	—	—	—			
Accrual of pre-merger Cash America income tax liability	—	—	693	0.02	—	—	—	—			
ADJUSTED NET INCOME	\$167,900	\$3.89	\$125,153	\$3.01	\$161,479	\$3.94	\$183,422	\$4.27			

	AS REPORTED (GAAP)		ADJUSTMENTS		ADJUSTED (NON-GAAP)	
	DOLLARS	PER SHARE	DOLLARS	PER SHARE	DOLLARS	PER SHARE
LEASED MERCHANDISE, BEFORE ALLOWANCE FOR LEASE LOSSES ³	\$159,511		\$32,327		\$191,838	
LESS ALLOWANCE FOR LEASE LOSSES	(40,364)		(35,664)		(76,028)	
LEASED MERCHANDISE, NET	\$119,147		(\$3,337)		\$115,810	

	AS REPORTED (GAAP)		ADJUSTMENTS		ADJUSTED (NON-GAAP)	
	DOLLARS	PER SHARE	DOLLARS	PER SHARE	DOLLARS	PER SHARE
FINANCE RECEIVABLES, BEFORE ALLOWANCE FOR LOAN LOSSES ⁴	\$212,813		(\$26,484)		\$186,329	
LESS ALLOWANCE FOR LOAN LOSSES	(72,332)		—		(72,332)	
FINANCE RECEIVABLES, NET	\$140,481		(\$26,484)		\$113,997	

¹ Includes \$34.1 million related to the establishment of the initial allowance for expected lifetime credit losses for purchased AFI finance receivables that are not considered credit deteriorated (non-PCD loans), which is recorded as an expense in the provision for loan losses, \$1.6 million related to the amortization of acquired intangible assets and \$1.6 million related to other non-cash purchase accounting adjustments, partially offset by the \$13.8 million gain on revaluation of AFI contingent acquisition consideration (all shown net of tax).

² Includes \$34.1 million related to the establishment of the initial allowance for expected lifetime credit losses for purchased AFI finance receivables that are not considered credit deteriorated (non-PCD loans), which is recorded as an expense in the provision for loan losses, \$13.8 million related to the amortization of purchase accounting adjustments to record acquired finance receivables at fair value, \$12.5 million related to the amortization of acquired intangible assets and \$3.6 million related to the amortization of purchase accounting adjustments to record acquired leased merchandise at fair value, partially offset by the \$13.8 million gain on revaluation of AFI contingent acquisition consideration (all shown net of tax).

³ As reported acquired leased merchandise was recorded at fair value (which includes estimates for charge-offs) in conjunction with purchase accounting. Adjustment represents the difference between the original depreciated cost and fair value of the remaining acquired leased merchandise.

⁴ As reported acquired finance receivables was recorded at fair value in conjunction with purchase accounting. Adjustment represents the difference between the original amortized cost basis and fair value of the remaining acquired finance receivables.



Non-GAAP Financial Information

— PLEASE REFERENCE THE FORM 10-K FILED ON 02/28/2022 FOR FURTHER EXPLANATION

THE COMPANY USES CERTAIN FINANCIAL CALCULATIONS SUCH AS ADJUSTED NET INCOME, ADJUSTED DILUTED EARNINGS PER SHARE, EBITDA, ADJUSTED EBITDA, FREE CASH FLOW, ADJUSTED FREE CASH FLOW, ADJUSTED RETAIL POS PAYMENT SOLUTIONS SEGMENT METRICS AND CONSTANT CURRENCY RESULTS AS FACTORS IN THE MEASUREMENT AND EVALUATION OF THE COMPANY'S OPERATING PERFORMANCE AND PERIOD-OVER-PERIOD GROWTH. THE COMPANY DERIVES THESE FINANCIAL CALCULATIONS ON THE BASIS OF METHODOLOGIES OTHER THAN GAAP, PRIMARILY BY EXCLUDING FROM A COMPARABLE GAAP MEASURE CERTAIN ITEMS THE COMPANY DOES NOT CONSIDER TO BE REPRESENTATIVE OF ITS ACTUAL OPERATING PERFORMANCE. THESE FINANCIAL CALCULATIONS ARE "NON-GAAP FINANCIAL MEASURES" AS DEFINED UNDER THE SEC RULES. THE COMPANY USES THESE NON-GAAP FINANCIAL MEASURES IN OPERATING ITS BUSINESS BECAUSE MANAGEMENT BELIEVES THEY ARE LESS SUSCEPTIBLE TO VARIANCES IN ACTUAL OPERATING PERFORMANCE THAT CAN RESULT FROM THE EXCLUDED ITEMS, OTHER INFREQUENT CHARGES AND CURRENCY FLUCTUATIONS. THE COMPANY PRESENTS THESE FINANCIAL MEASURES TO INVESTORS BECAUSE MANAGEMENT BELIEVES THEY ARE USEFUL TO INVESTORS IN EVALUATING THE PRIMARY FACTORS THAT DRIVE THE COMPANY'S CORE OPERATING PERFORMANCE AND PROVIDE GREATER TRANSPARENCY INTO THE COMPANY'S RESULTS OF OPERATIONS. HOWEVER, ITEMS THAT ARE EXCLUDED AND OTHER ADJUSTMENTS AND ASSUMPTIONS THAT ARE MADE IN CALCULATING THESE NON-GAAP FINANCIAL MEASURES ARE SIGNIFICANT COMPONENTS IN UNDERSTANDING AND ASSESSING THE COMPANY'S FINANCIAL PERFORMANCE. THESE NON-GAAP FINANCIAL MEASURES SHOULD BE EVALUATED IN CONJUNCTION WITH, AND ARE NOT A SUBSTITUTE FOR, THE COMPANY'S GAAP FINANCIAL MEASURES. FURTHER, BECAUSE THESE NON-GAAP FINANCIAL MEASURES ARE NOT DETERMINED IN ACCORDANCE WITH GAAP AND ARE THUS SUSCEPTIBLE TO VARYING CALCULATIONS, THE NON-GAAP FINANCIAL MEASURES, AS PRESENTED, MAY NOT BE COMPARABLE TO OTHER SIMILARLY TITLED MEASURES OF OTHER COMPANIES.

WHILE ACQUISITIONS ARE AN IMPORTANT PART OF THE COMPANY'S OVERALL STRATEGY, THE COMPANY HAS ADJUSTED THE APPLICABLE FINANCIAL CALCULATIONS TO EXCLUDE MERGER AND ACQUISITION EXPENSES TO ALLOW MORE ACCURATE COMPARISONS OF THE FINANCIAL RESULTS TO PRIOR PERIODS, WHICH INCLUDE THE COMPANY'S TRANSACTION EXPENSES INCURRED IN CONNECTION

WITH ITS ACQUISITION OF AFF. IN ADDITION, THE COMPANY DOES NOT CONSIDER THESE MERGER AND ACQUISITION EXPENSES TO BE RELATED TO THE ORGANIC OPERATIONS OF THE ACQUIRED BUSINESSES OR ITS CONTINUING OPERATIONS AND SUCH EXPENSES ARE GENERALLY NOT RELEVANT TO ASSESSING OR ESTIMATING THE LONG-TERM PERFORMANCE OF THE ACQUIRED BUSINESSES. MERGER AND ACQUISITION EXPENSES INCLUDE INCREMENTAL COSTS DIRECTLY ASSOCIATED WITH MERGER AND ACQUISITION ACTIVITIES, INCLUDING PROFESSIONAL FEES, LEGAL EXPENSES, SEVERANCE, RETENTION AND OTHER EMPLOYEE-RELATED COSTS, CONTRACT BREAKAGE COSTS AND COSTS RELATED TO THE CONSOLIDATION OF TECHNOLOGY SYSTEMS AND CORPORATE FACILITIES, AMONG OTHERS.

THE COMPANY HAS CERTAIN LEASES IN MEXICO WHICH ARE DENOMINATED IN U.S. DOLLARS. THE LEASE LIABILITY OF THESE U.S. DOLLAR DENOMINATED LEASES, WHICH IS CONSIDERED A MONETARY LIABILITY, IS REMEASURED INTO MEXICAN PESOS USING CURRENT PERIOD EXCHANGE RATES RESULTING IN THE RECOGNITION OF FOREIGN CURRENCY EXCHANGE GAINS OR LOSSES. THE COMPANY HAS ADJUSTED THE APPLICABLE FINANCIAL MEASURES TO EXCLUDE THESE REMEASUREMENT GAINS OR LOSSES BECAUSE THEY ARE NON-CASH, NON-OPERATING ITEMS THAT COULD CREATE VOLATILITY IN THE COMPANY'S CONSOLIDATED RESULTS OF OPERATIONS DUE TO THE MAGNITUDE OF THE END OF PERIOD LEASE LIABILITY BEING REMEASURED AND TO IMPROVE COMPARABILITY OF CURRENT PERIODS PRESENTED WITH PRIOR PERIODS.

IN CONJUNCTION WITH THE CASH AMERICA MERGER IN 2016, THE COMPANY RECORDED CERTAIN LEASE INTANGIBLES RELATED TO ABOVE OR BELOW MARKET LEASE LIABILITIES OF CASH AMERICA WHICH ARE INCLUDED IN THE OPERATING LEASE RIGHT OF USE ASSET ON THE CONSOLIDATED BALANCE SHEETS. AS THE COMPANY CONTINUES TO OPPORTUNISTICALLY PURCHASE REAL ESTATE FROM LANDLORDS AT CERTAIN CASH AMERICA STORES, THE ASSOCIATED LEASE INTANGIBLE, IF ANY, IS WRITTEN-OFF AND GAIN OR LOSS IS RECOGNIZED. THE COMPANY HAS ADJUSTED THE APPLICABLE FINANCIAL MEASURES TO EXCLUDE THESE GAINS OR LOSSES GIVEN THE VARIABILITY IN SIZE AND TIMING OF THESE TRANSACTIONS AND BECAUSE THEY ARE NON-CASH, NON-OPERATING GAINS OR LOSSES. THE COMPANY BELIEVES THIS IMPROVES COMPARABILITY OF OPERATING RESULTS FOR CURRENT PERIODS PRESENTED WITH PRIOR PERIODS.


FirstCash

Constant Currency

CERTAIN PERFORMANCE METRICS DISCUSSED IN THIS PRESENTATION ARE PRESENTED ON A "CONSTANT CURRENCY" BASIS, WHICH IS CONSIDERED A NON-GAAP FINANCIAL MEASURE. THE COMPANY'S MANAGEMENT USES CONSTANT CURRENCY RESULTS TO EVALUATE OPERATING RESULTS OF BUSINESS OPERATIONS IN LATIN AMÉRICA, WHICH ARE PRIMARILY TRANSACTED IN LOCAL CURRENCIES.

THE COMPANY BELIEVES CONSTANT CURRENCY RESULTS PROVIDE VALUABLE SUPPLEMENTAL INFORMATION REGARDING THE UNDERLYING PERFORMANCE OF ITS BUSINESS OPERATIONS IN LATIN AMÉRICA, CONSISTENT WITH HOW THE COMPANY'S MANAGEMENT EVALUATES SUCH PERFORMANCE AND OPERATING RESULTS. CONSTANT CURRENCY RESULTS REPORTED HEREIN ARE CALCULATED BY TRANSLATING CERTAIN BALANCE SHEET AND INCOME STATEMENT ITEMS DENOMINATED IN LOCAL CURRENCIES USING THE EXCHANGE RATE FROM THE PRIOR-YEAR COMPARABLE PERIOD, AS OPPOSED TO THE CURRENT COMPARABLE PERIOD, IN ORDER TO EXCLUDE THE EFFECTS OF FOREIGN CURRENCY RATE FLUCTUATIONS FOR PURPOSES OF EVALUATING PERIOD-OVER-PERIOD COMPARISONS. BUSINESS OPERATIONS IN MEXICO, GUATEMALA AND COLOMBIA ARE TRANSACTED IN MEXICAN PESOS, GUATEMALAN QUETZALES AND COLOMBIAN PESOS. THE COMPANY ALSO HAS OPERATIONS IN EL SALVADOR WHERE THE REPORTING AND FUNCTIONAL CURRENCY IS THE U.S. DOLLAR.

FirstCash





GET IN TOUCH
WITH US

INVESTOR RELATIONS
INVESTORRELATIONS@FIRSTCASH.COM
INVESTORS.FIRSTCASH.COM
817 258 2650

GAR JACKSON
GLOBAL IR GROUP
GAR@GLOBALIRGROUP.COM
817 886 6998

